

Investigations of structures in the parameter space of three-dimensional Turing-like patterns


Martin Skrodzki

Computer Graphics and Visualization
TU Delft, The Netherlands

Joint with U. Reitebuch and E. Zimmermann
Freie Universität Berlin, Germany

mail@ms-math-computer.science


Twitter: *@msmathcomputer2*



July 13, 2021


Alan M. Turing,
A theory of morphogenesis,
Philosophical Transactions B, Vol. 12,
1952.

$$\frac{dX_r}{dt} = f(X_r, Y_r) + \mu(X_{r+1} - 2X_r + X_{r-1})$$
$$\frac{dY_r}{dt} = g(X_r, Y_r) + \nu(Y_{r+1} - 2Y_r + Y_{r-1})$$





Asai, Rihito et al. *Zebrafish leopard gene as a component of the putative reaction-diffusion system*, in: *Mechanisms of development*, Vol. 89 (1-2), 1999.



Asai, Rihito et al. *Zebrafish leopard gene as a component of the putative reaction-diffusion system*, in: *Mechanisms of development*, Vol. 89 (1-2), 1999.




Robert M. Pringle and Corina E. Tarnita. *Spatial self-organization of ecosystems: integrating multiple mechanisms of regular-pattern formation*, in: *Annual review of Entomology*, Vol. 62, 2017.

David A. Young,
*A local activator-inhibitor model of
 vertebrate skin patterns*, Mathematical
 Biosciences, Vol. 72(1), 1984.

$$\frac{\partial M}{\partial t} = \nabla \cdot (D \cdot \nabla M) - KM + Q$$

M	morphogen (act./inh.)
$\nabla \cdot (D \cdot \nabla M)$	diffusion
KM	chemical transformation
Q	production

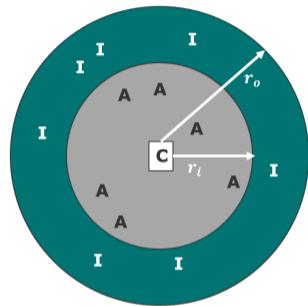



Determine status $s_{t+1}(x, y)$ by

$$s_{t+1}(x, y) = \begin{cases} 1 & \sum_{(x', y') \in B_{r_o}(x, y)} \omega_{t, (x, y)}(x', y') > 0, \\ s_t(x, y) & \sum_{(x', y') \in B_{r_o}(x, y)} \omega_{t, (x, y)}(x', y') = 0, \\ 0 & \sum_{(x', y') \in B_{r_o}(x, y)} \omega_{t, (x, y)}(x', y') < 0, \end{cases}$$

where


$$\omega_{t, (x, y)}(x', y') = \begin{cases} 0 & (x - x')^2 + (y - y')^2 > r_o^2, \\ w_1 \cdot s_t(x', y') & (x - x')^2 + (y - y')^2 < r_i^2, \\ w_2 \cdot s_t(x', y') & \text{otherwise.} \end{cases}$$






$$\rho = 0.87, r_i = 10, r_o = 14$$

Gary R. Greenfield. *Turing-like Patterns from Cellular Automata*, in: Proceedings of Bridges 2016, Tesselations Publishing, 2016.



$$\rho = 0.87, r_i = 10, r_o = 14$$



$$\rho = 0.93, r_i = 12, r_o = 18.$$

Gary R. Greenfield. *Turing-like Patterns from Cellular Automata*, in: Proceedings of Bridges 2016, Tesselations Publishing, 2016.

Use:

- a ball instead of the inner circle and a ball with a cavity instead of the annulus,

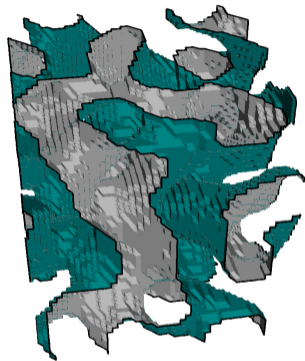
Use:

- a ball instead of the inner circle and a ball with a cavity instead of the annulus,
- marching cubes to visualize the isosurface between activated / deactivated cells.

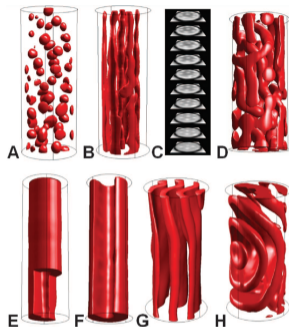
Details:

Martin Skrodzki and Konrad Polthier.

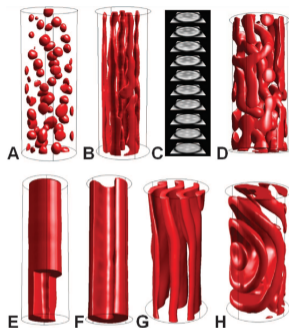
Turing Patterns Revisited: A Peek Into The Third Dimension, in: Proceedings of Bridges 2017, Tesselations Publishing, 2017.




$$\rho = 0.5, r_i = 8, r_o = 10.$$



Tamás Bánsági et al. *Tomography of reaction-diffusion microemulsions reveals three-dimensional Turing patterns*, in: *Science*, Vol. 331 (6022), 2011.



Tamás Bánsági et al. *Tomography of reaction-diffusion microemulsions reveals three-dimensional Turing patterns*, in: *Science*, Vol. 331 (6022), 2011.



Teemu Leppänen et al. *A new dimension to Turing patterns*, in: *Physica D: Nonlinear Phenomena*, Vol. 168, 2002.

First 20 iterations

$\rho = 0.5$, $r_i = 4$, $r_o = 5$

Animation by


Lucas Valle Thiele

First 20 iterations

$\rho = 0.5$, $r_i = 12$, $r_o = 15$


Animation by

Lucas Valle Thiele




$$\rho = 10^{-4}, r_i = 4, r_o = 7$$

Martin Skrodzki and Konrad Polthier. *Turing Patterns Revisited: A Peek Into The Third Dimension*, in: Proceedings of Bridges 2017, Tesselations Publishing, 2017.

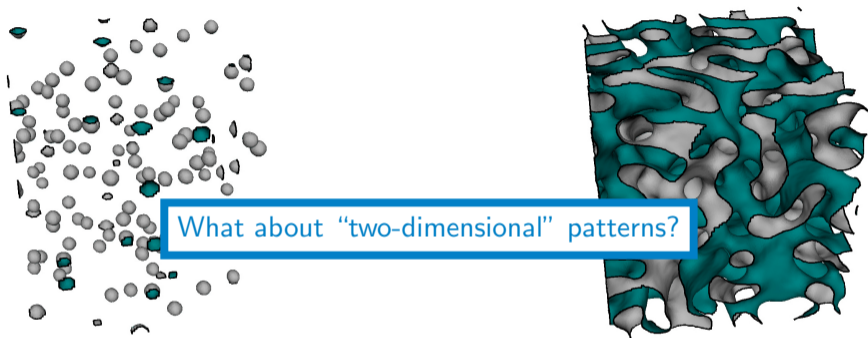


$$\rho = 10^{-4}, r_i = 4, r_o = 7$$



$$\rho = 0.5, r_i = 8, r_o = 10 \text{ (smoothed).}$$

Martin Skrodzki and Konrad Polthier. *Turing Patterns Revisited: A Peek Into The Third Dimension*, in: Proceedings of Bridges 2017, Tesselations Publishing, 2017.



What about “two-dimensional” patterns?

$$\rho = 10^{-4}, r_i = 4, r_o = 7$$

$$\rho = 0.5, r_i = 8, r_o = 10 \text{ (smoothed).}$$

Martin Skrodzki and Konrad Polthier. *Turing Patterns Revisited: A Peek Into The Third Dimension*, in: Proceedings of Bridges 2017, Tesselations Publishing, 2017.

Discretize the parameter space as:

- $r_i, r_o \in \{1, \dots, 40\} \subseteq \mathbb{N}$
- $\rho = \sigma(x), x \in \{0, \dots, 120\}$

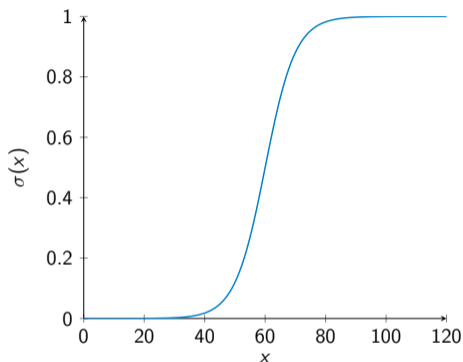


Figure: Domain $\mathcal{I} = \{0, \dots, 120\}$ is mapped onto probability values $\sigma(x) \in [0, 1]$.

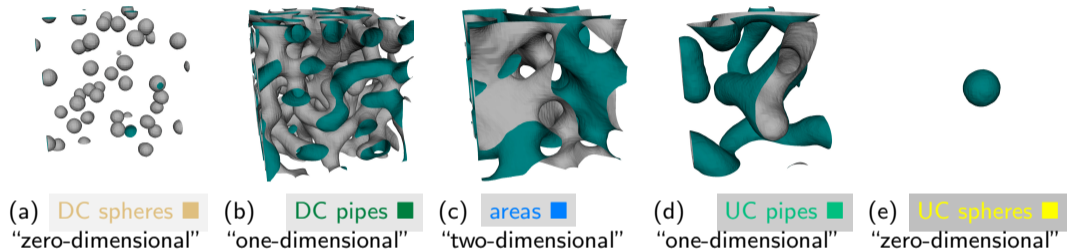
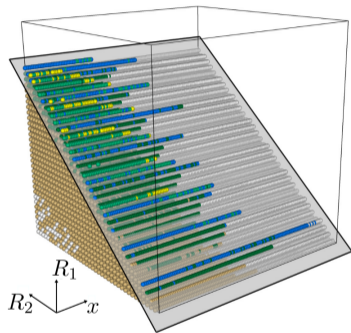
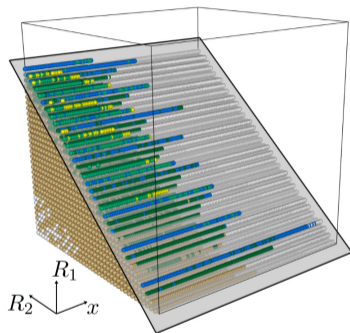
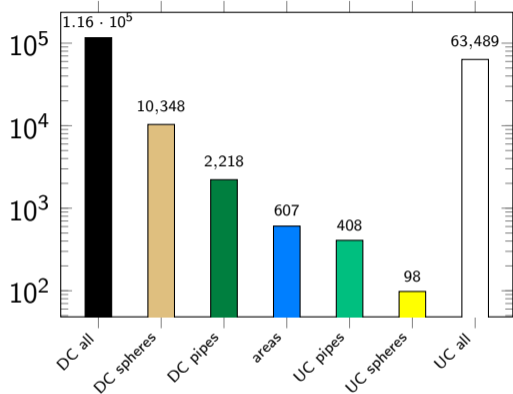
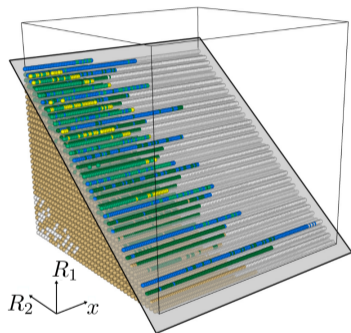


Figure: Five of the seven possible Turing-like patterns in a three-torus.

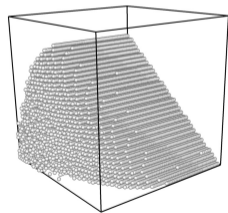

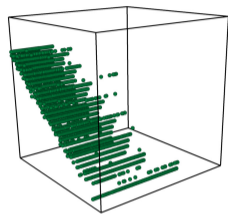

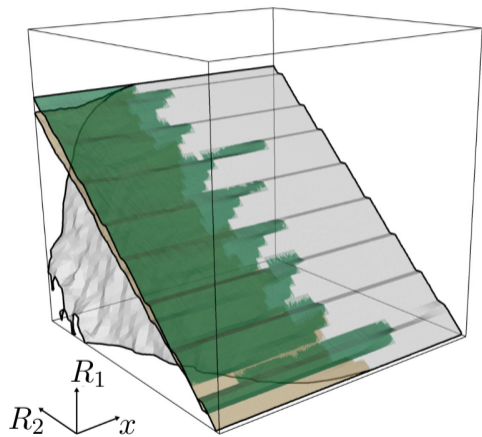


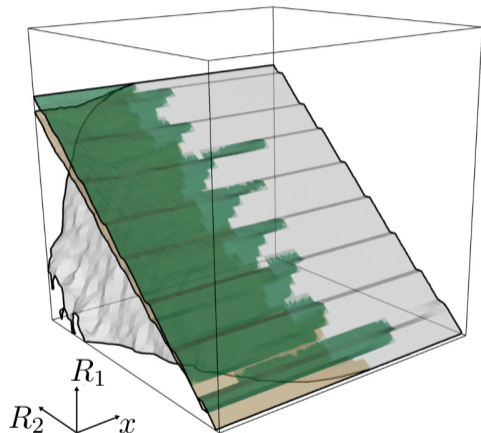


$$\text{vol(activator)} = \text{vol(inhibitor)} \quad \Rightarrow \quad \frac{4}{3}\pi r_i^3 = \frac{4}{3}\pi r_o^3 - \frac{4}{3}\pi r_i^3 \quad \Rightarrow \quad r_i = \frac{r_o}{\sqrt[3]{2}}.$$



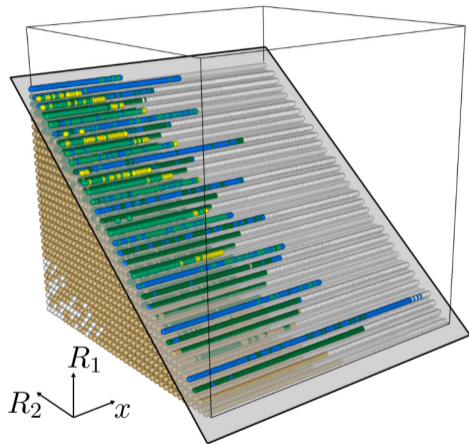
$$\text{vol(activator)} = \text{vol(inhibitor)} \Rightarrow \frac{4}{3}\pi r_i^3 = \frac{4}{3}\pi r_o^3 - \frac{4}{3}\pi r_i^3 \Rightarrow r_i = \frac{r_o}{\sqrt[3]{2}}.$$





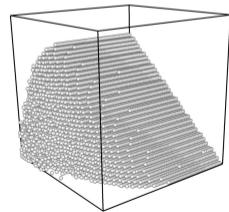

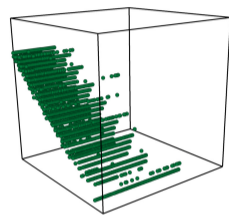

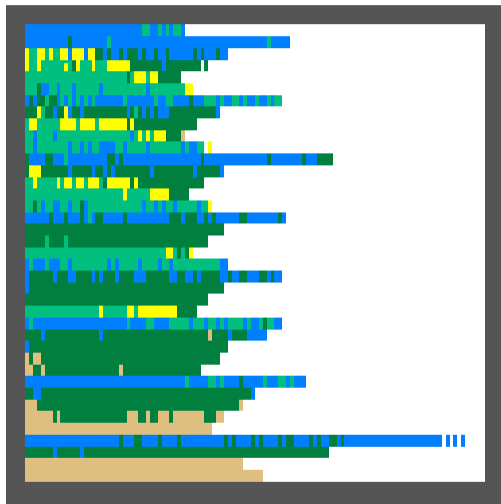
Conjecture

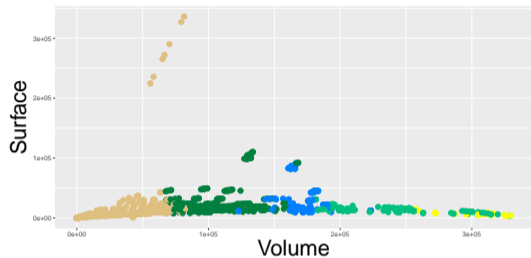
The wedge, formed in the parameter space by the “DC pipes” triples, given as volume between the beige and dark green isosurface, will grow larger and wider with increasing values for R_1 and R_2 .

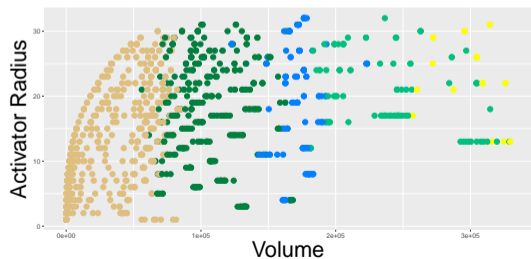
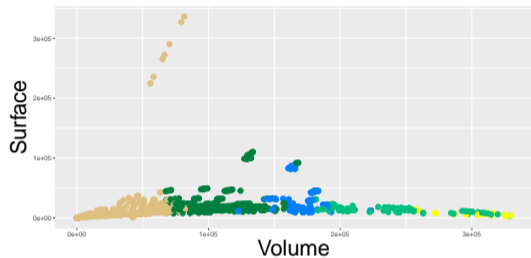


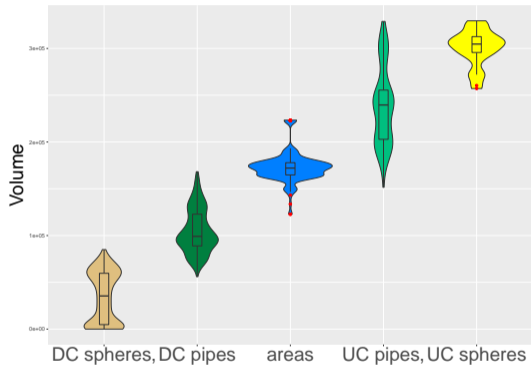
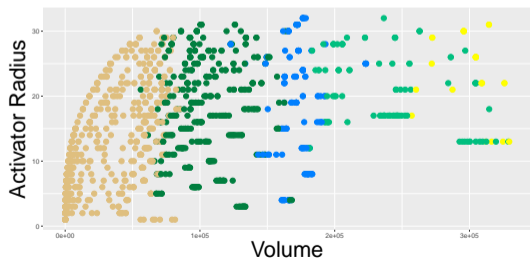
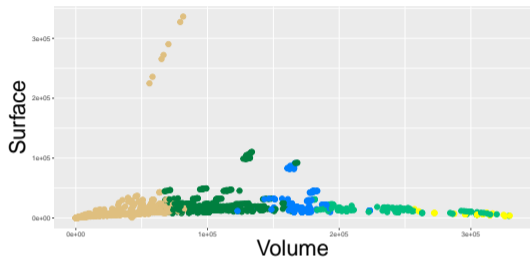
Conjecture

The collections of parameter triplets associated to the structures: “areas”, “UC pipes”, and “UC spheres” will gain volumetric extent in the parameter space when increasing the maximal values of R_1 and R_2 .









	Fold 1	Fold 2	Fold 3	Fold 4	Fold 5	Error (%)
"DC spheres"	116	115	115	115	115	3.47
"DC pipes"	77	77	77	77	77	8.05
"areas"	29	30	29	30	29	14.97
"UC pipes"	20	20	20	20	21	18.81
"UC spheres"	6	6	5	6	5	42.86
Error (%)	7.26	9.27	8.06	9.68	7.66	

Table: Distribution of the different structures over five folds of the data set used for cross-correlation. The errors given indicate classification errors of the structures solely based on the volume of the structure.

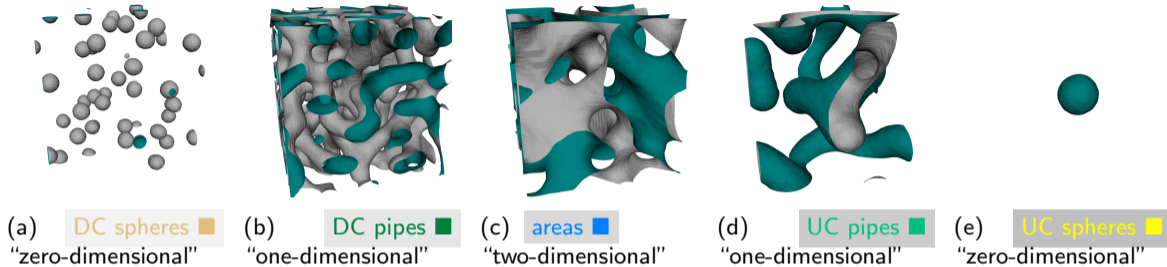



Figure: Five of the seven possible Turing-like patterns in a three-torus.

Conjecture

A Turing-like pattern of dimension d exhibits structures of all "dimensions" from 0 to $d - 1$. Furthermore, each structure of dimension $0, \dots, d - 2$ occurs twice as "UC" and "DC" version, while structures of "dimension" $d - 1$ appear only once.



(a) D
"zero-dir

heres
sional"

Thank you for your attention! - Questions?

E-Mail: mail@ms-math-computer.science; **Twitter:** @msmathcomputer2

Conjecture

A Turing-like pattern of dimension d exhibits structures of all "dimensions" from 0 to $d - 1$. Furthermore, each structure of dimension $0, \dots, d - 2$ occurs twice as "UC" and "DC" version, while structures of "dimension" $d - 1$ appear only once.